



## **MARK Grizzly** Instructions for use

Rescue overall  
EN 1497 : 2007



Translation / German into English  
Keep for future use  
Version 1.3

**MARK Save A Life GmbH**  
Gleinkerau 23  
4582 Spital am Pyhrn  
Österreich / Europa  
Tel +43 7563 8002 - 111  
Fax +43 7563 8041 - 111  
[mark@savealife.at](mailto:mark@savealife.at)  
[www.savealife.at](http://www.savealife.at)

# Making your life safer.



**NOTE**

**Dear customer,**

Congratulations on purchasing this product. It was manufactured and tested subject to strict quality standards and with the utmost care. We thus laid the groundwork for safe use. It is now your responsibility to use this product correctly.

For correct and safe use of this product it is essential that you read these instructions carefully. Follow all safety instructions in the respective chapters of this manual.

You may only use this product if you have read and understood these instructions for use, if you have undergone training and if you are physically and mentally capable of doing so.

This manual including the inspection protocol must be kept with the product. In case of loss or if manual and inspection protocol became unusable, the effective versions of both documents are available for download at [www.savealife.at](http://www.savealife.at)

You can download the instructions for use and the test protocol via [www.savealife.at](http://www.savealife.at).

Do you have any questions or wishes concerning this product or do you want to give us feedback? Just call us or send an email.

**Customer service**

MARK Save A Life GmbH  
Gleinkerau 23  
4582 Spital am Pyhrn  
Austria / Europe  
Tel +43 7563 8002 – 111  
Fax +43 7563 8041 – 111  
[mark@savealife.at](mailto:mark@savealife.at)  
[www.savealife.at](http://www.savealife.at)

**Manufacturer**

MARK Save A Life GmbH, Gleinkerau 23, 4582 Spital am Pyhrn, Austria / Europe

**Country of origin**


Austria / Europe

**Copyright**

MARK Save A Life GmbH, Gleinkerau 23, 4582 Spital am Pyhrn, Austria / Europe

## TERMINOLOGY

COMPETENT PERSON	trained according to DGUV 312-906 or with appropriate regional training
RESCUE OVERALL	MARK Grizzly
ANCHOR DEVICE	MARK Gekko, MARK Boa or another anchor devices corresponding to the applicable standards for PPE against falls from a height.

**NOTE**  In order to make our texts easier to read, we dispense with gender differentiation and write main personal words in the male form. This is meant as a neutral wording by which we address all people equally without any discrimination.

<b>1 FOR YOUR OWN SAFETY</b>	<b>4</b>
1.1 Symbols used	4
1.2 User requirements	5
1.3 Visual and functional inspection	5
1.4 Use	5
1.5 Storage and transport	6
1.6 Maintenance	6
1.7 Accidents and rescue plan	6
<b>2 PRODUCT OVERVIEW</b>	<b>7</b>
2.1 Technical details	7
2.2 Marking	7
2.3 Scope of delivery	8
2.4 Accessories	8
<b>3 USE</b>	<b>9</b>
3.1 Intended use	9
3.2 Put on the MARK Grizzly rescue overall	10
3.3 Lifetime and period of use	12
<b>4 TRANSPORT AND STORAGE</b>	<b>12</b>
<b>5 MAINTENANCE</b>	<b>13</b>
5.1 Repairs	13
5.2 Cleaning	13
5.3 Disinfection	13
<b>6 INSPECTION</b>	<b>13</b>
6.1 Funktional inspection	14
6.2 Regular inspections	14
<b>7 RETIREMENT</b>	<b>14</b>
<b>8 RESALE</b>	<b>15</b>
<b>9 ACCIDENTS</b>	<b>15</b>
9.1 Suspension trauma	15
<b>10 LEGAL INFORMATION</b>	<b>16</b>
10.1 Declaration of conformity	16
10.2 Product liability	16
10.3 Copyright	16
10.4 Trademarks	16
<b>11 DECLARATION OF CONFORMITY</b>	<b>17</b>
<b>12 TEST PROTOCOL</b>	<b>18</b>

## 1 FOR YOUR OWN SAFETY

Activities requiring the use of this product can be dangerous. Moreover, it is also possible to use this product incorrectly in many ways and we cannot possibly list or think of all of them.

These instructions for use will give you information on your safety and the product and its use. This information and the safety instructions do not however replace personal experience, knowledge of the product and self-responsibility.

You will find detailed safety regulations and descriptions in the following chapter and at the beginning of each chapter. Read them carefully and make sure you understand them. If you need more information or if you are not sure how to use this product, get in touch with MARK Save A Life. We will be happy to help you.

This product is state of the art and corresponds to all applicable technical standards and guidelines.

### 1.1 Symbols used

In this document safety regulations of the following categories are being used:

**DANGER, WARNING, CAUTION** and **NOTE**. Follow the safety instructions to avoid personal injuries or damage of the product.



**DANGER**

**DANGER** means that death or a serious injury are very likely to happen if an accident occurs or a hazardous situation is not avoided.

- In order to avoid serious injury or death all safety instructions marked with **DANGER** must be followed.



**WARNING**

**WARNING** means that death or a serious injury are likely to happen if an accident occurs or a hazardous situation is not avoided.

- In order to avoid serious injury or death all safety instructions marked with **WARNING** must be followed.



**CAUTION**

**CAUTION** means that moderate or minor injuries may happen if an accident occurs or a hazardous situation is not avoided.

- In order to avoid moderate or minor injuries all safety instructions marked with **CAUTION** must be followed.



**NOTE**

**NOTE** draws your attention to a possible damage of the product or other properties if an accident occurs or a hazardous situation is not avoided.

- In order to avoid damage of the product or other properties all safety instructions marked with **NOTE** must be followed.

### 1.2 User requirements

- Read these instructions for use thoroughly before using this product. You may only use this product after you have read and understood these instructions for use.
- This product may only be used by one person at a time.
- If this product is being used by more persons, please note the following: A small person always fits into a large overall. There is no risk of “slipping through”. If the overall is successively used by more persons, the size for the largest person must be available.
- You may only use this product if you are mentally and physically capable of doing so.

### 1.3 Visual and functional inspection

- The visual and functional inspection must be carried out by MARK Save A Life or a competent person. MARK Save A Life offers training for that purpose.
- This product must be inspected (e.g. damage of the tape and metal fittings etc.) before and after its use.
- If the product has been subject to heavy loads (e.g. due to a fall), it must be disposed of properly (e.g. through cutting it).
- If this product has been subject to thermal influence (e.g. rescue during a fire) it must be sent to MARK Save A Life for inspection including a notice on thermal influence.
- If the use of this product does not seem safe anymore, send it to MARK Save A Life or a competent person for inspection and repair. Do not use it!
- Fill in the inspection protocol carefully. Enter each inspection.

### 1.4 Use

- This product is mainly made of textile components and must be replaced after, maximum, 10 years.
- Always use proper safety clothing.
- This product may only be used in combination with tested and certified products (according to applicable standards for PPE against falls from a height).
- You may only resell this product when accompanied by the instructions for use in the respective language of the country and the complete inspection protocol.
- This Rescue Overall can be worn during normal work activities.
- Before using it for the first time, perform a suspension test in a safe place to ensure that the Rescue Overall has the correct size.



**WARNING**

The MARK Grizzly must not be used as a body restraint system in a fall system.

### 1.5 Storage and transport

- Store this product in a dry and clean place protected from mechanical (e.g. sharp edges) and chemical hazards (e.g. acids, gas) at room temperature and protected from light (e.g. UV).
- Store and transport this product in the original or an equivalent packaging.

### 1.6 Maintenance

- Repairs may only be effected by MARK Save A Life or a competent person.
- If the product has been subject to a fall, it must be disposed of properly (e.g. through cutting it).
- This product must not be tumble-dried, dried in the sun or over a heat source (e.g. fireplace).
- This product must not be disinfected or impregnated.
- Do not use chemicals when cleaning the product.
- This product must be inspected at least once a year from a competent person. Enter the result of the inspection in the use protocol.

### 1.7 Accidents and rescue plan

- A suspension trauma can be triggered by a fall from height, a long descent or if a person is helplessly suspended in the harness for a long time.
- Prepare a rescue plan indicating all possible rescue measures in case of emergency before using this product.
- Check the use and fall area and make sure to secure, mitigate or remove possible dangers before using this product.

## 2 PRODUCT OVERVIEW

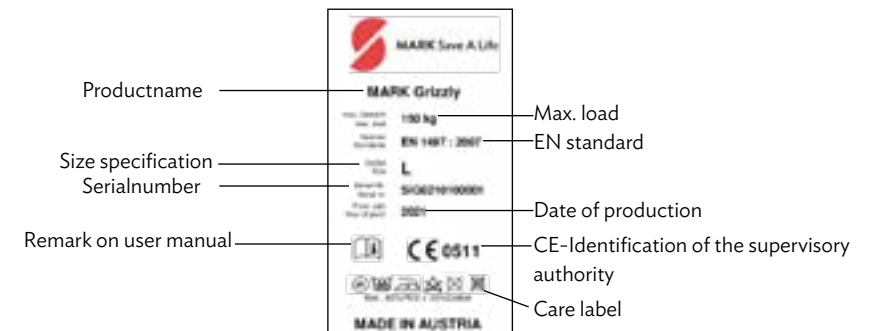


### 2.1 Technical details

- Overall: 65% polyester / 35% cotton
- Chest/leg straps: polyester
- D-rings: metal, coated
- Sizes: S-XXXXL
- max. load: 150kg

### 2.2 Marking

This product has a serial number on the label.



- Use an inventory number for this product. Enter the inventory number in the inspection protocol.
- Do not remove labels or other markings from this product.

### 2.3 Scope of delivery

1 pc MARK Grizzly  
1 pc packaging  
1 pc instructions for use and use protocol

### 2.4 Accessories

**This product may only be used in combination with tested and certified products.**

- Only use this product with tested products or with products that have been recommended by MARK Save A Life. The following products correspond to the applicable PPE against falls from a height standards.

#### Tested and certified products

Descender and rescue devices	EN 341
Lifting devices	EN 1496
Carabiner	EN 362
Anchor points	EN 795
Lanyards	EN 354

The above products are featured on [www.savealife.at](http://www.savealife.at). If you need more information please send us an email or call us.



**WARNING**

## 3 USE

Activities requiring the use of this product can be dangerous. Please observe all danger and safety notes. In case of doubt or if you have any questions, please feel free to contact us.

### 3.1 Intended use

**This product may only be used as a rescue, descender and lifting device and only for transporting persons.**

- This product may only be used for its intended purposes as defined in these instructions for use and only in combination with tested (certified) components according to the applicable PPE standards. Other combinations with uncertified components are not permitted and can be dangerous.
- This product must not be used as a full body harness.
- Never rappel through fire and smoke.

#### Use

**Using this product without having read these instructions for use can lead to accidents resulting in severe injuries or death.**

- Read these instructions for use carefully before using this product.
- In case of doubt or if you have questions please contact MARK Save A Life.

#### Inspection

**Using this product without having performed a visual and functional inspection can lead to accidents resulting in severe injuries or death.**

- Always inspect this product before and after its use.
- If you are not sure if this product can be used safely, do not use it.



**DANGER**

### 3.2 Using the MARK Grizzly Rescue overall

**Example:** Andreas practices using the MARK Save A Life self-rescue system in order to be able to leave the building quickly and safely in the event of a fire. First he puts on the MARK Grizzly rescue overall.



1

Andreas takes the rescue overall out of the bag and unfolds it.



2

He completely opens the zip.




3

He slips into the overall first with his legs and then with his arms.



4

Andreas completely closes the zip.



5


After installing the descender device he hooks the carabiner into **both** rings of the rescue overall. He makes sure that the carabiner is locked.



6

The two loops with the press studs hold the eyelets in place so that they can be attached quickly.

As soon as Andreas sits down on the rope and puts weight on the overall, the two press studs open. This is normal.



7

After the exercise, he hangs the two eyelets back into the loops and secure them with the press studs. So the overall is back ready for the next use.

### 3.3 Lifetime and period of use

The maximum lifetime of this product is 12 years after the date of production (storage max. 2 years at the manufacturer, useful life max. 10 years from the date of purchase). The useful life (from the date of purchase) of this product is 10 years, but it may depend on several factors. It is therefore possible that the product will have to be disposed of earlier. Extreme conditions, environmental influence, damage, storage and transport may influence the life time of the product.

If you are not sure if this product can be used safely, do not use it. Send it to MARK Save A Life for inspection, repair or retire it.

## 4 TRANSPORT AND STORAGE

Observe these safety notes to ensure safe storage and transport of this product.



**NOTE**

- Store this product at room temperature and keep it away from mechanical (e.g. sharp edges) or chemical (e.g. acids, gases) hazards and UV radiation. Keep this product dry.
- Store and transport this product in its original (or an equivalent) packaging.
- Check the packaging regularly to see if it is damaged, especially if the product is used as emergency equipment only and therefore sealed in vacuum packaging.

## 5 MAINTENANCE

### 5.1 Repairs

#### Product changes

**Repairs, adjustments or changes to this product that have not been authorized by MARK Save A Life can lead to severe accidents and falls.**

- Changes (e.g. change of the rope length) and repairs have to be performed by MARK Save A Life.

If you are not sure if this product can be used any more, do not use it but send it to MARK Save A Life or an authorized partner for inspection with the instruction of use and the inspection protocol.

### 5.2 Cleaning

- Clean the straps with a soft brush (wet or dry), using mild soap and water.
- Wash the overall turned inside-out in a washing bag with 40°C in the washing machine and then rinse it with clear water.
- Air-dry this product in an airy, shaded place.
- Never tumble-dry, never let it dry in the sun or over a heat source.
- Iron this product at max. 1 point. Never iron the straps.
- Never use chemical detergents.

### 5.3 Disinfection

Disinfection of this product is prohibited. In case of contamination, retire this product environmentally-friendly.

## 6 INSPECTION

### Inspection

**Using this product without checking it for possible damage can lead to severe accidents or death.**

- Always perform a visual and functional inspection of this product before and after each use.
- If you are not sure if this product can be used safely any more, do not use it.



**DANGER**



**NOTE**



**DANGER**



Inspection by MARK Save A Life or an authorized partner is only valid under the proviso that

- this product has not been subjected to a fall,
- components of this product have not been modified,
- textile parts have not been contaminated with chemicals,
- this product has not been exposed to temperatures under  $-30^{\circ}\text{C}$  or over  $+80^{\circ}\text{C}$ ,
- metal parts have not fallen to the ground from more than 2m.

#### 6.1 Visual and function inspection before and after each use

Inspection is only valid under the proviso that

- components of this product have not been modified or changed,
- textile parts have not been contaminated with chemicals,
- this product has not been subjected to temperatures under  $-30^{\circ}\text{C}$  or over  $+80^{\circ}\text{C}$

The inspection has to be carried out by MARK Save A Life or by a competent person. MARK Save A Life can offer training to a “competent person”.

#### 6.2 Regular inspection

The frequency of inspections may vary according to the conditions and environment in which this product is used.

By normal use the product has to be inspected from a competent person once a year. Always keep these instructions for use including test protocol with the product. If this product is subject to increased use, you may even require to inspect it more than once a year.

If the product has been subject to a fall, it must be disposed of properly.

If this product is used as an emergency system (unused, welded in our special packaging or sealed in the MARK Infini Box), it must be retired after 10 years at the latest. When used as an emergency system, the packaging must be checked regularly and, if the packaging is damaged, the product must be sent to MARK Save A Life for inspection.

## 7 RETIREMENT

- You have to retire this product if MARK Save A Life or a competent person has stated that use is not safe.
- Retire the product in such a way that it cannot be used anymore.
- Retire this product in an environmentally friendly way. Separate materials!
- Dispose of the product only in accordance with the applicable national regulations.

## 8 RESALE

- To ensure safe and correct use, this product may only be resold with the instructions for use and the inspection protocol.
- The instructions for use and the inspection protocol must be available in the official language of the buyer. This is within the seller's responsibility.

## 9 ACCIDENTS

The following information should help you avoid accidents. However, this information does not replace experience, responsibility and know-how and does not release you from assuming personal risk.

- Prepare a rescue plan and indicate all possible rescue measures for any given emergency situations.
- Check use and fall area before using this product and alleviate or secure them.
- In a rescue situation communication between all involved persons has to be ensured.

### 9.1 Suspension trauma


#### Suspension trauma

**Falling into the rope, a long descent or being suspended for a long period can induce suspension trauma (orthostatic shock). A suspension trauma can have lifelong detrimental effects on your health and even lead to death.**

- Rescue the injured person quickly.
- Perform the correct first aid measures.

How do I know it's a suspension trauma?

- Paleness
- Sweating
- Shortness of breath
- At the onset: increased pulse rate
- Narrowing of vision
- Dizziness
- Nausea
- Later drop in pulse rate and blood pressure



### A suspension trauma is a medical emergency!

- **Call the ambulance!**
- Free the injured person from the suspended position.
- Position the injured person with raised upper body (sitting up or squatting).
- Open straps and tight clothes.
- Monitor cardiovascular and respiratory system.
- If the casualty has no signs of life start with CPR.



**NOTE**



If the injured person is suspended but able to move, tell him: Kick one foot with the other. Point the toes. However, this exercise will keep the blood circulation going for a short time (some minutes).

(Source: BG/GUV-I 869)

## 10 LEGAL INFORMATION

- Do not remove labels or other markings from this product.
- Use an inventory number for this product. Enter the inventory number in the inspection protocol.
- This product has a serial number. The serial number is entered on the instruction use and on the product.

### 10.1 Declaration of conformity

The manufacturer, MARK Save A Life GmbH, Gleinkerau 23, 4582 Spital am Pyhrn, Austria / Europe, hereby declares that this product („MARK Grizzly“)

- conforms with the safety regulations for PPE against falls from a height (Cat. III/PPE Regulation (EU) 2016/425) and abides by the following standard  
**EN 1497:2007**
- is identical with the PPE against falls from a height inspected by the accredited testing, inspection and certification body Allgemeine Unfallversicherungsanstalt, Adalbert-Stifter-Straße 65, 1200 Wien, with the number  
**Identification number 0511**
- is subject to the quality management system under the control of the accredited testing, inspection and certification body Allgemeine Unfallversicherungsanstalt, Adalbert-Stifter-Straße 65, 1200 Wien with the number  
**Identification number 0511**

### 10.2 Product liability

MARK Save A Life does not assume liability for any direct, indirect consequences or consequences associated with accidents that result from improper use of this product or from false information made by a competent person or fitter on the test protocol or acceptance protocol.

### 10.3 Copyright

The layout, visuals, pictograms, photos and any other information in these instructions for use are protected by copyright.

### 10.4 Trademarks

All trademarks are the property of their respective owners.

## 11 DECLARATION OF CONFORMITY



### EU-KONFORMITÄTSERKLÄRUNG EU-DECLARATION OF CONFORMITY

MARK Save A Life GmbH erklärt in alleiniger Verantwortung, dass das  
MARK Save A Life GmbH declares in full responsibility, that the

Produkt:	<b>MARK Grizzly</b> (Schutz gegen Absturz, Arbeitssicherung (Cat. III/PSA Verordnung (EU) 2016/425))
product:	<b>MARK Grizzly</b> (Protection against falls from a height - Rescue overall for use with descender device (Cat. III/PPE-Regulation (EU) 2016/425))
Nr.:	<b>laufende Seriennummer am Rettungsoverall</b>
no.:	<b>serial number on the rescue overall</b>
Zertifizierung:	<b>2021</b>
certification:	<b>2021</b>

auf das sich diese Erklärung bezieht, mit der / den folgenden Norm(en) oder normativen Dokument(en)  
überstimmt.  
corresponds to following standard(s):

**EN 1497 - 2007**

hat die EU-Baumusterprüfung gemäß den Bestimmungen der PSA Verordnung (EU) 2016/425 (Modul B)  
durchgeführt und die EU-Baumusterprüfbescheinigung Nr. 2021-5279 ausgestellt.  
performed the EU type-examination according to regulations of the PPE regulation (EU) 2016/425 (Module B)  
and issued the EU type-examination no. 2021-5279 certificate.

MARK Save A Life GmbH unterliegt dem Konformitätsbewertungsverfahren nach Modul D der PSA Verordnung  
(EU) 2016/425 zur Qualitätssicherung bezogen auf den Produktionsprozess unter Überwachung der Sicherheits-  
technischen Prüfstelle der AUVVA mit der Kennnummer 0511  
MARK Save A Life is subject to the conformity assessment procedure referred to Module D of the PPE Regu-  
lation (EU) 2016/425 for quality assurance of the production process under surveillance of the Safety  
Technical Testing Laboratory of AUVVA with the identification number 0511

Spital am Pyhrn, 11-2021

Ing. Rudolf Mark  
Geschäftsführer/General Manager



	MARK Save A Life GmbH	Tel	+43 7663 8020-0	YHQ/Company no.	761747880
	Gleinkerau 23	Fax	+43 7663 8041-111	UHB/Value added tax	A71147519/219
	4582 Spital am Pyhrn	E-Mail	mark@savea-life.at	HQ/Competent court	Landesgericht Steier
	Austria / Europe	Web	www.savea-life.at	GM/General Manager	Ing. Rudolf Mark

12 TEST PROTOCOL

Product	MARK Grizzly
Manufacturer	MARK Save A Life GmbH
Owner	
User	

Serial / lot number			
Purchased on	Seller	First used on	Inventory number
Inspections must be carried out at least once a year by a competent person.			

Date	Result, remarks	✓ ✕	Inspector, signature

✓ Product is OK> continue using product ✕ Product is damaged > retire product
---